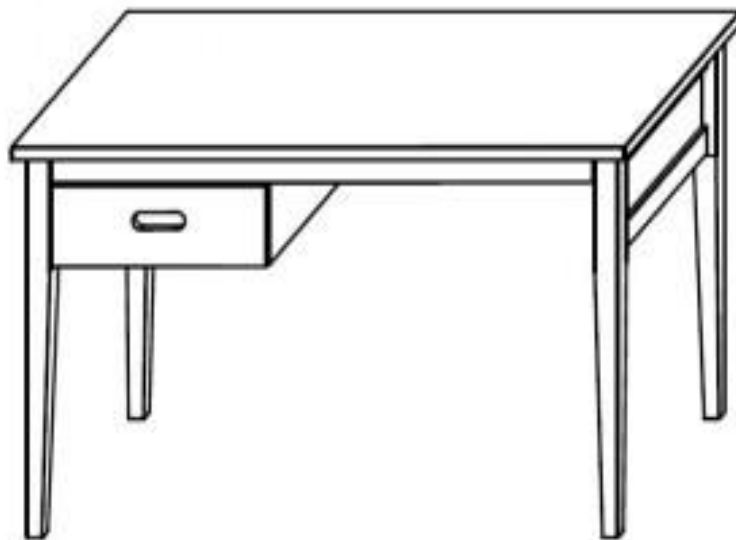


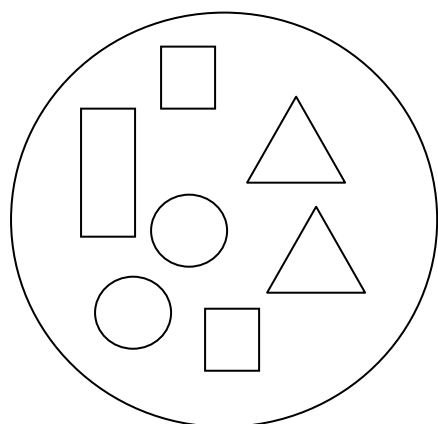




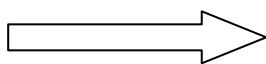
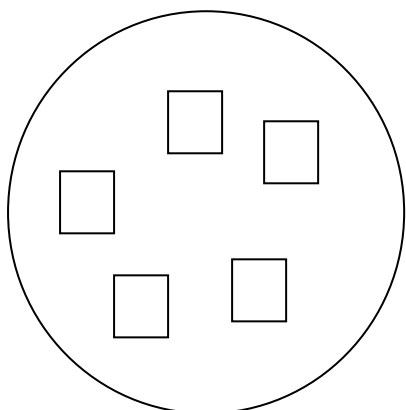


Narysuj:

- Na biurku pudełko z kredkami
- Pod biurkiem piłkę
- Obok biurka szafkę



Narysuj w kółkach tyle samo figur, ile widzisz obok. Pokoloruj wszystkie figury.



Nazwij figury z których składa się motyl na poniższym obrazku.  
Dokończ rysowanie motyla tak, aby oba skrzydła wyglądały tak samo.

